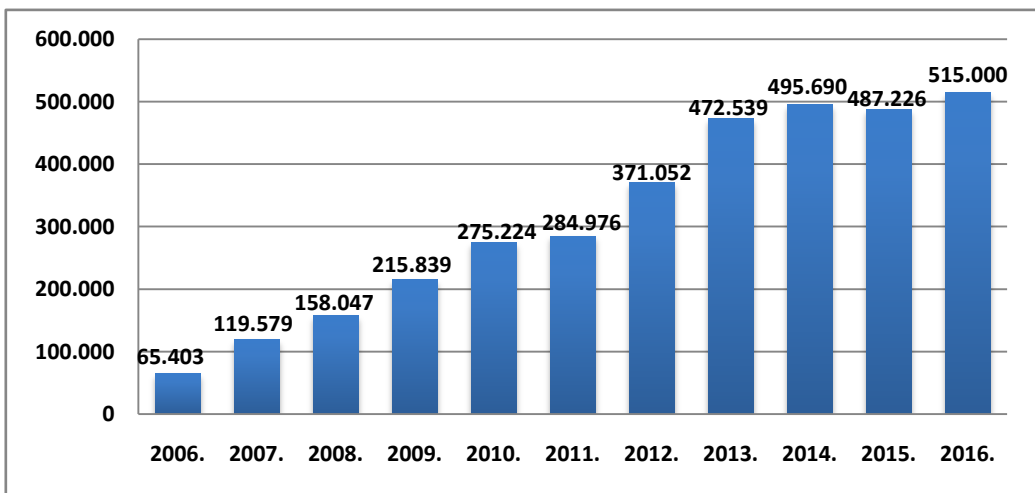




FACTS AND FIGURES
PASSENGER PROFILE



NUMBER OF PASSENGERS



TOP 5 COUNTRIES (2015)



GERMANY
46%

Incoming: **88.524**
Outgoing: **83.595**



FRANCE
16%

Incoming: **27.835**
Outgoing: **29.572**



GREAT BRITAIN
15%

Incoming: **26.646**
Outgoing: **29.506**



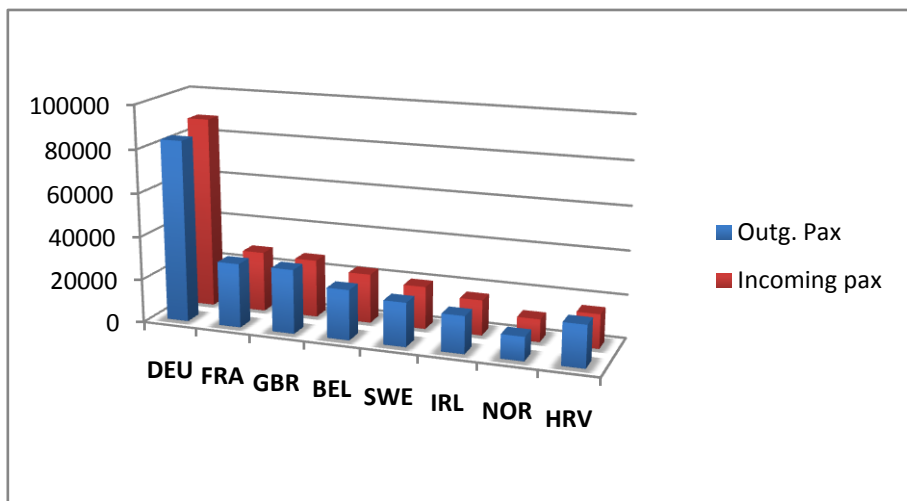
BELGIUM
12%

Incoming: **22.719**
Outgoing: **23.071**



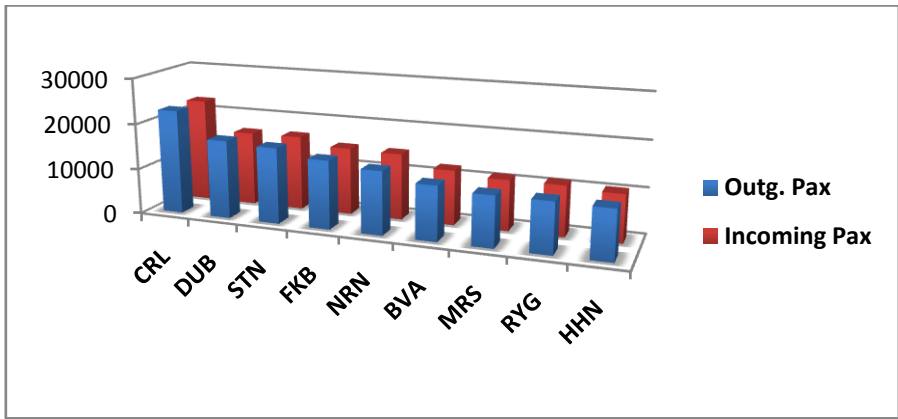
SWEDEN
11%

Incoming: **19.623**
Outgoing: **20.148**



TOP 5 DESTINATIONS (2015)

BRUSSELES (CRL) 27%	DUBLIN (DUB) 20%	LONDON (STN) 19%	KARLSRUHE (FKB) 17%	DUSSELDORF (NRN) 17%
Incoming: 22.717	Incoming: 16.235	Incoming: 16.343	Incoming: 14.704	Incoming: 14.477
Outgoing: 22.796	Outgoing: 17.112	Outgoing: 16.548	Outgoing: 14.919	Outgoing: 13.787



GENDER



53%



47%

AGE

